



Van der Graaf
Power Transmission Equipment



TM315-50

Drummotor

Product information

www.vandergraafpte.nl

Selection table TM315-50

TYPE	Power (kW)	Beltspeed at 50 Hz (m/s) Beltpull (N)										Min. L (mm) Design A / B		Full load curr. at 400 V/50 Hz (A)	Weight L=600 (kg)
		4,40 2375	3,80 2750	3,40 3075	3,00 3485								600 (TB 650)		
215	11,00	4,40 2375	3,80 2750	3,40 3075	3,00 3485							600 (TB 650)	650 (TB 700)	19,7	178
215 Z		2,80 3730	2,50 4180	2,40 4355	2,20 4750										
215 ZV		1,90 5500	1,60 6530												
410	7,50	4,10 1740	3,40 2095	3,00 2375	2,70 2640	2,40 2970	2,20 3240	1,90 3750	1,70 4190	1,50 4750		600	650	15,0	178
410 ZV		1,40 5090	1,25 5700	1,20 5940	1,10 6475										
475	5,50	4,10 1275	3,40 1535	3,00 1740	2,70 1935	2,40 2175	2,20 2375	1,90 2750	1,70 3075	1,50 3485		550	600	10,5	173
475 Z		1,40 3730	1,25 4180	1,20 4355	1,10 4750										
475 ZV		0,95 5500	0,80 6530												
455	4,00	4,10 925	3,40 1120	3,00 1265	2,70 1405	2,40 1585	2,30 1650	1,90 2000	1,70 2235	1,50 2535		500	550	7,8	168
		1,40 2715	1,20 3165	1,10 3455	0,90 4220										
455 Z		0,80 4750													
455 ZV		0,70 5430	0,65 5845	0,60 6335	0,55 6910										
440	3,00	2,30 1240	1,90 1500	1,70 1675	1,50 1900	1,40 2035	1,20 2375	1,10 2590	0,90 3165	0,80 3565		500	550	6,6	168
440 Z		0,70 4070	0,60 4750												
440 ZV		0,55 5180	0,50 5700												
640	3,00	2,70 1055	1,60 1780									500	550	7,1	168
640 ZV		0,45 6335	0,40 7125												
630 Z	2,20	1,50 1395	1,20 1740	1,10 1900	0,90 2320	0,80 2615	0,70 2985	0,60 3485	0,50 4180			500	550	4,9	168
630 Z		0,45 4645													
630 ZV		0,40 5225	0,38 5500	0,34 6145											

Available standard facewidth's: 500 - 550 - 600 - 650 - 700 - 750 - 800 - 850 - 900 - 950 - 1000 - 1050 - 1100 - 1150 mm.

Minimum facewidth can deviate, see cable exit options.






The total weight of a drummotor grows approx. 9 kg per 100 mm.

When an electro-mechanical brake is fitted, the minimum facewidth is increased by 150 mm.

When a backstop is fitted in a 2-pole drum motor, the minimum facewidth is increased by 50 mm.

Available torque Nm: $(\text{Beltpull N} \times \text{Drum diameter m}) / 2$

Options

	Specification	Standard	Optional
 CONSTRUCTION	Shafts and bolts	Mild steel	Stainless steel
	Endflanges	Cast iron	Stainless steel
	Shell	Mild steel	Stainless steel
	Junctionbox	Cast iron	Stainless steel
	Cable		Shielded or non-shielded
	Sealing mild steel	RB	HD-1, MFS
	Sealing stainless steel	HD-1	RB, MFS
 SHELL	Crowned	•	
	Cylindrical		•
	Balanced		•
	Lagging, cold vulcanised		•
	Lagging, hot vulcanised		•
	Lagging, FDA approved		•
 ELECTRO MOTOR	Three-phase asynchronous	•	
	Power supply (P < 3 kW)	230/400 V - 50 Hz	Other voltages and frequencies on request
	Power supply (P ≥ 3 kW)	400/690 V - 50 Hz	Other voltages and frequencies on request
	Insulation class	F	H
	Thermal protection		Bi-metal or thermistor
	Run by frequency inverter	•	
 OTHER OPTIONS	Food grade oil		•
	Backstop, mechanical		•
	Brake, electro mechanical		•
	Other facewidth's		•
	Special shaft dimensions		•
	Encoder or sensorbearing in drum motor		•
	Sensorbearing in tail drum		•
 CERTIFICATES	CE	•	
	UL		•
	CSA		•
	ATEX zone 22, dust		•

Our drummotors, an overview

Drummotor type	Drum diameter (mm)	Shaft diameter (mm)	Power (kW)	Speed (m/s)	Max. Beltpull (N)
TM80B20	80	20	0,07 - 0,12	0,11 - 1,15	598
TM100B25	100	25	0,08 - 0,37	0,007 - 3,60	1300
TM113B25	113	25	0,12 - 0,55	0,008 - 4,40	1150
TM127-25	127	25	0,25 - 1,10	0,016 - 2,60	4100
TM138-25	138	25	0,25 - 1,10	0,017 - 2,80	3800
TM160-25	160	25	0,25 - 0,75	0,31 - 3,30	1135
TM160-30	160	30	0,25 - 2,20	0,11 - 4,00	3000
TM215-30	215	30	0,25 - 2,20	0,27 - 5,30	1900
TM215-40	215	40	0,75 - 5,5	0,17 - 4,70	5115
TM215B50	215	50	1,5 - 7,0	0,18 - 0,62	11500
TM273-40	273	40	0,75 - 5,50	0,21 - 5,00	4355
TM315-40	315	40	0,75 - 5,50	0,40 - 5,20	4020
TM315-50	315	50	2,2 - 11,0	0,34 - 4,40	7125
TM315-60	315	60	3,0 - 11,0	0,22 - 1,40	12790
TM400-50	400	50	2,2 - 11,0	0,40 - 4,80	5700
TM400-60	400	60	3,0 - 22,0	0,45 - 4,20	10960
TM500-60	500	60	3,0 - 22,0	0,55 - 4,40	8905
TM500A75	500	75	15,0 - 30,0	1,00 - 3,20	14250
TM500A100	500	100	15,0 - 30,0	0,55 - 1,25	25300
TM620A75	620	75	15,0 - 30,0	1,25 - 3,90	11400
TM630A100	630	100	37,0 - 55,0	1,60 - 4,00	21970
TM800A100	800	100	37,0 - 55,0	2,00 - 5,10	17575
TM800A130	800	130	55,0 - 132,0	2,00 - 4,50	35625

Contact us

Van der Graaf B.V.
De Weijert 14
8325 EM Vollenhove
The Netherlands
Tel.: 0031 527 241 441
sales@vandergraafpte.nl

Representatives

Check our website for your regional representative
www.vandergraafpte.nl